



Pattern Book

Western Riding

Round 1

Level 1/Green- Level 1 Pattern 2

All Others- Regular Pattern 2

Round 2

Level 1/Green- Level 1 Pattern 4

All Others- Regular Pattern 4

Ranch Riding

Round 1 – Pattern 4

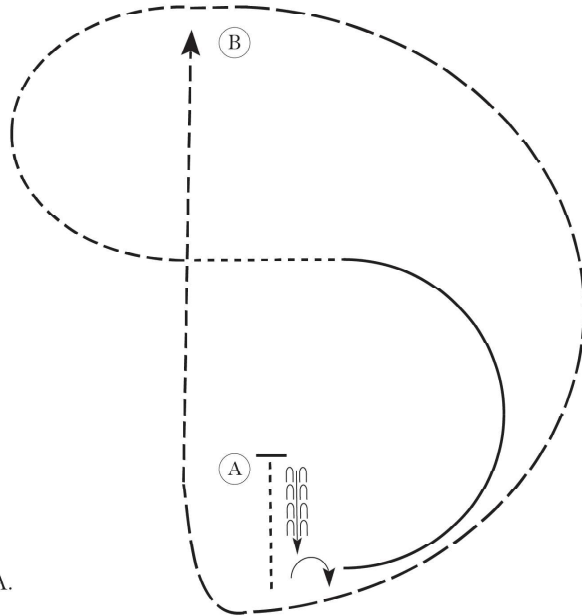
Round 2 – Pattern 3

We do not charge for scratches – enter everything and scratch as needed.

2024 TSQHA Fall Show

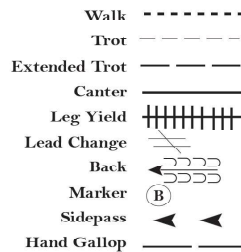
Hunt Seat Equitation

Show Date:



Be ready before A.

1. Walk to A, stop and back approximately one horse length.
2. Perform a 90 degree forehand turn right.
3. Canter on the left lead in a half circle to center of pattern.
4. Walk 2-3 horse lengths.
5. Sitting trot in a half circle to B.
6. Hand gallop on the right lead to and around A.
7. Trot on the left diagonal to B.



Pattern is over once you pass B.

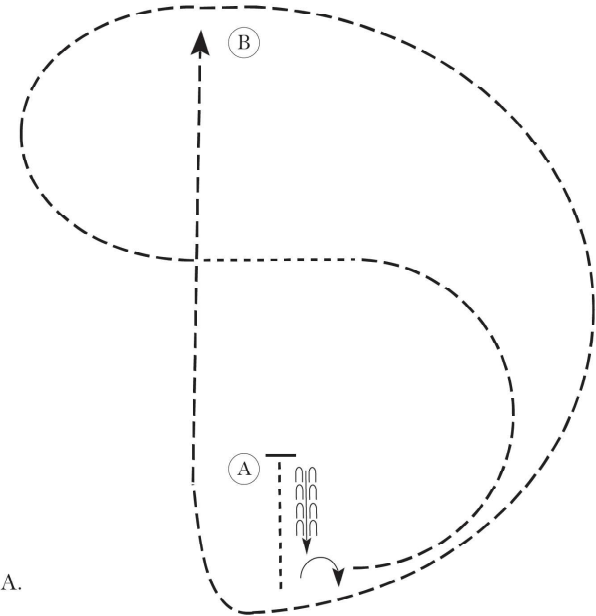
Pattern Provided by:

[HSE/3-67]

2024 TSQHA Fall Show

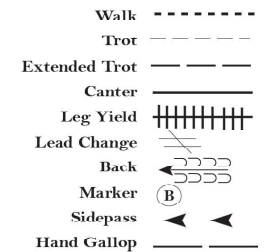
WT Hunt Seat Equitation

Show Date:



Be ready before A.

1. Walk to A, stop and back approximately one horse length.
2. Perform a 90 degree forehand turn right.
3. Trot on the right diagonal in a half circle to center of pattern.
4. Walk 2-3 horse lengths.
5. Sitting trot in a half circle to B.
6. Trot on the left diagonal to and around A.
7. Continue to trot on the left diagonal to B.



Pattern is over once you pass B.

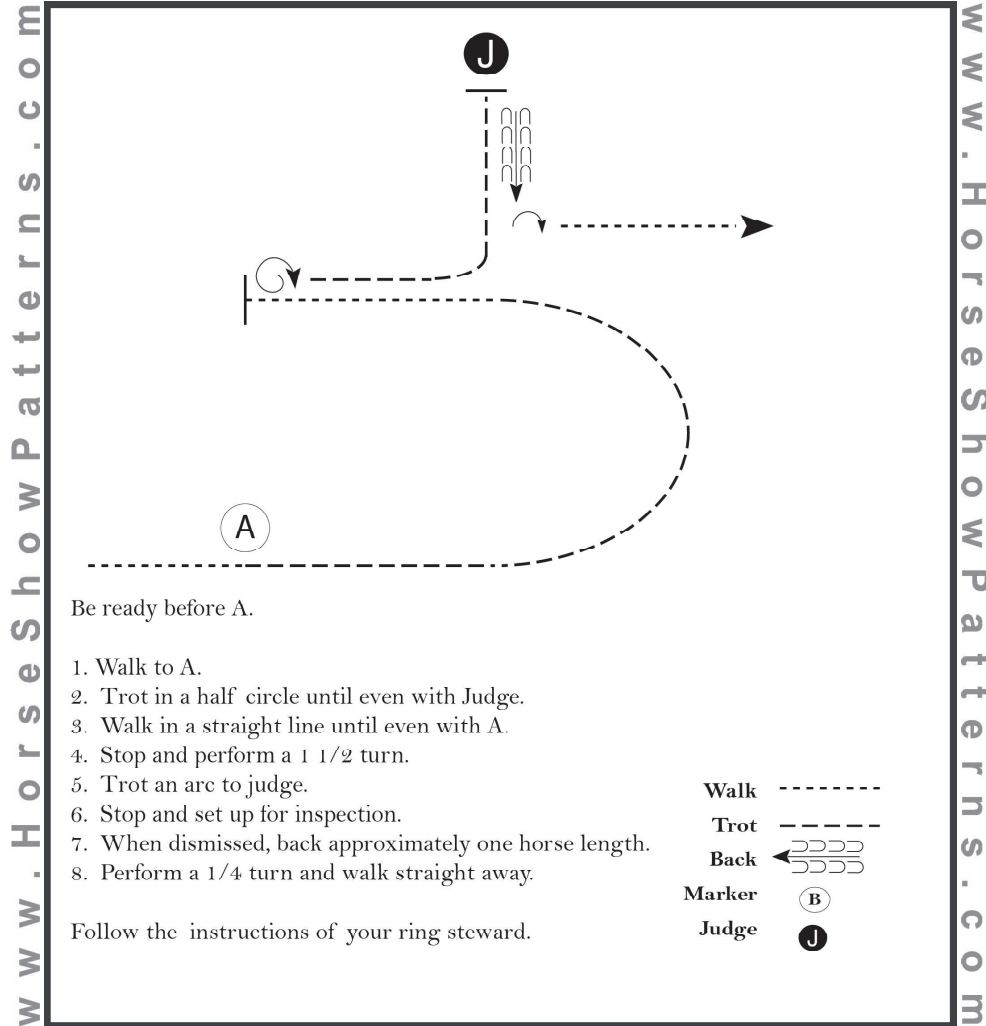
Pattern Provided by:

[HSE/WT-67]

2024 TSQHA Fall Show

All showmanship

Show Date:



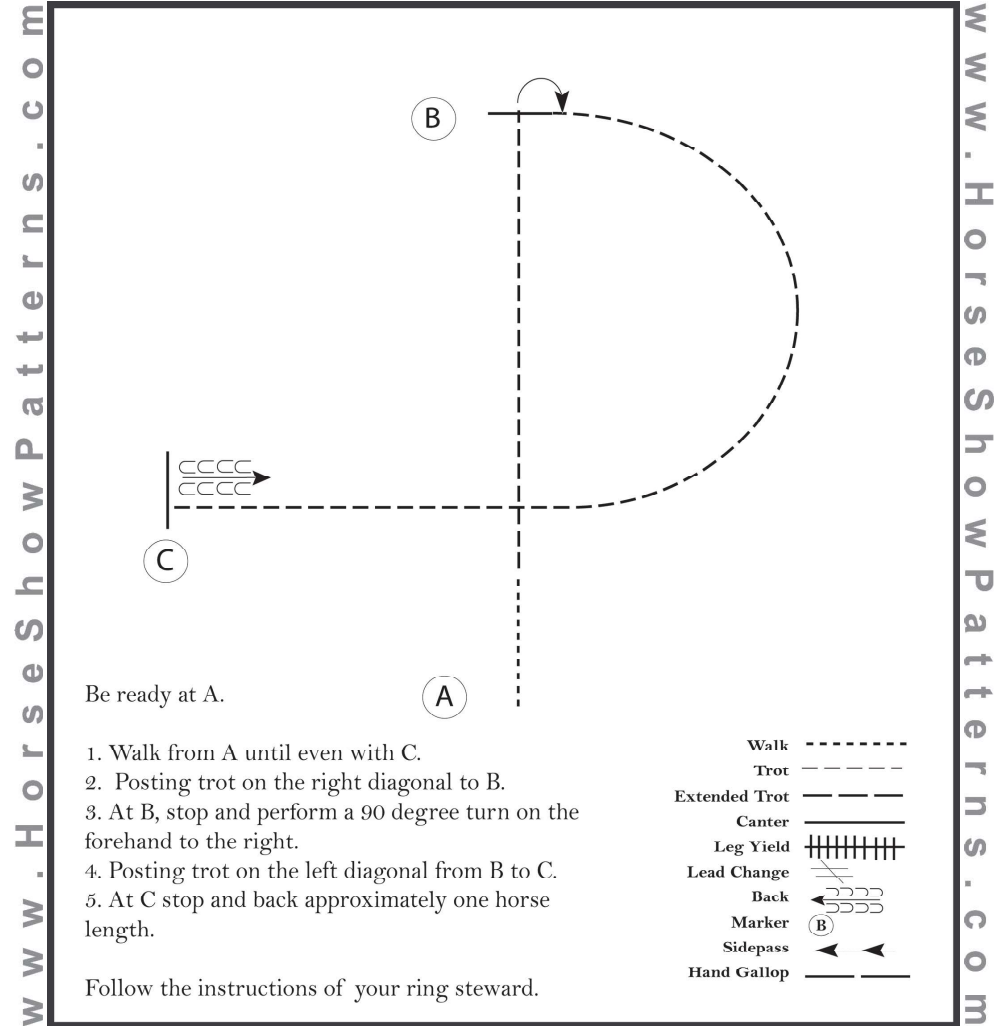
Pattern Provided by:

[S/3-83]

2024 TSQHA Fall Show

W/T Hunt Seat Equitation

Show Date:



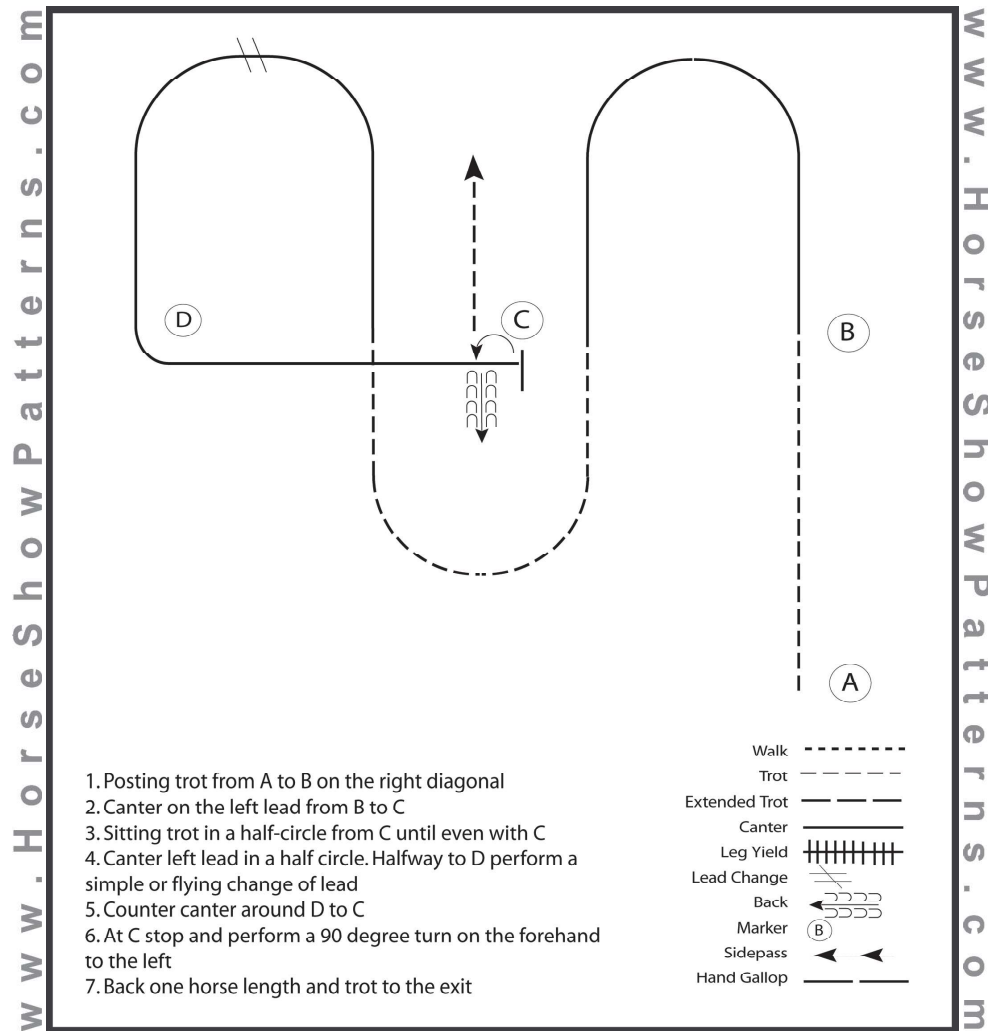
Pattern Provided by:

[HSE/WT-30]

2024 TSQHA Fall Show

All Hunt Seat Equitation (except w/t)

Show Date:



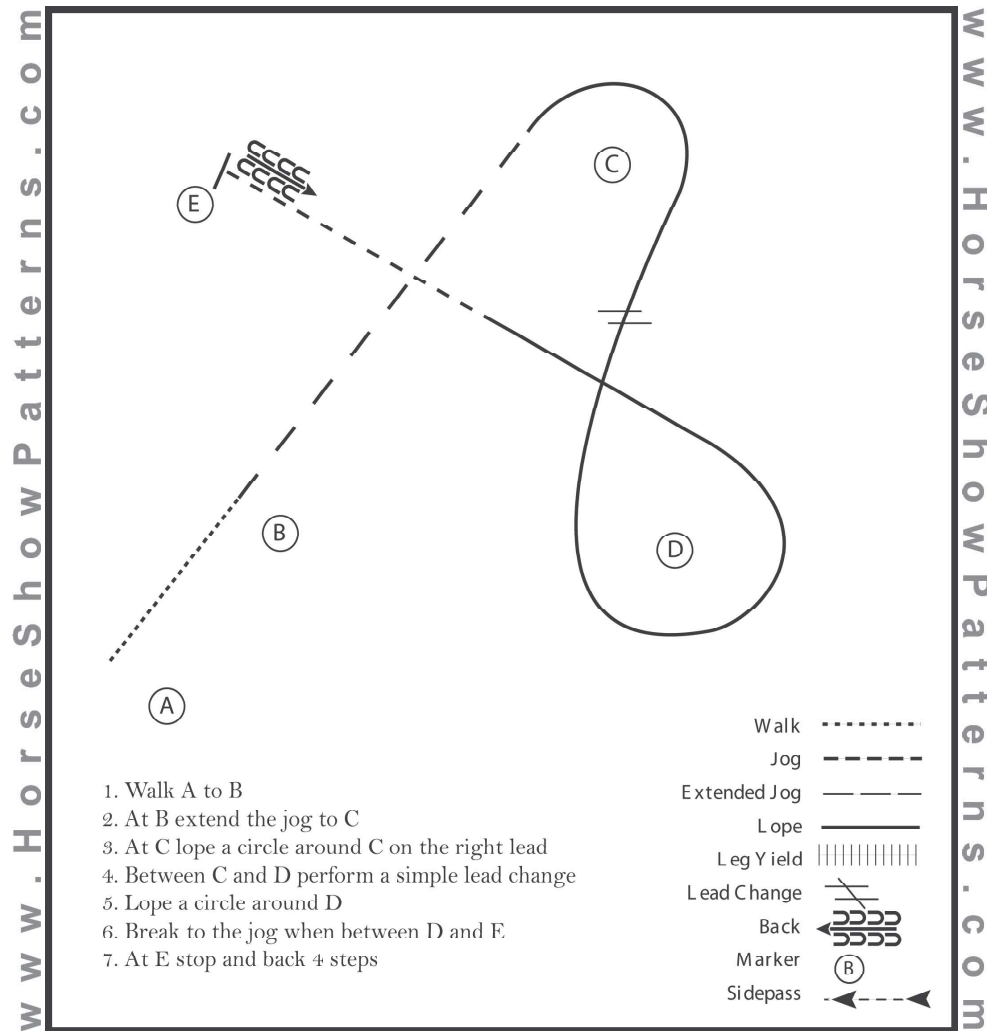
Pattern Provided by:

[HSE/3-30]

2024 TSQHA Fall Show

All Western Horsemanship (except w/t)

Show Date:



Pattern Provided by:

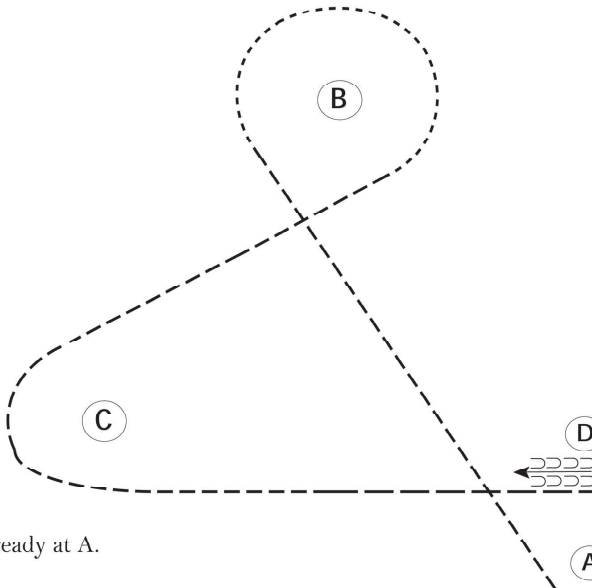
[WH/2-11]

2024 TSQHA Fall Show

W/T Western Horsemanship

Show Date:

www.HorseShowPatterns.com



Be ready at A.

1. Jog to B.
2. At B, walk and walk around B.
3. Jog to and around C and to D.
4. Stop at D and back approximately one horse length.

Follow the instructions of your ring steward.

Walk	-----
Jog	- - - - -
Extended Jog	— — — —
Lope	— — — —
Leg Yield	
Lead Change	— — — —
Back	← — — —
Marker	⊙
Sidepass	← — — —

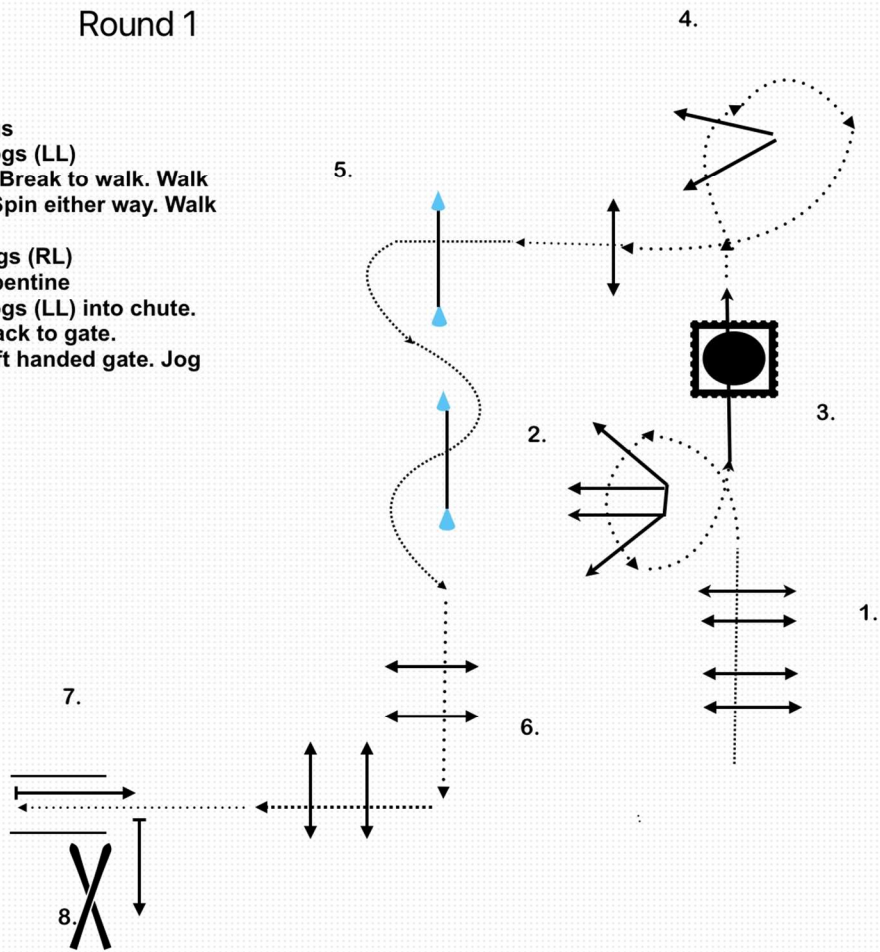
www.HorseShowPatterns.com

[WH/WT-54]

Pattern Provided by:

2024 TSQHA September
Fall Futurity.
Round 1

1. Jog Logs
2. Lope Logs (LL)
3. Stop or Break to walk. Walk into box. Spin either way. Walk out.
4. Lope Logs (RL)
5. Jog Serpentine
6. Lope Logs (LL) into chute.
7. Stop. Back to gate.
8. Work left handed gate. Jog away.



2024 TSQHA Fall Futurity Show Round 2

1. Right Hand Gate.
2. Back into chute.
- Lope out (walk a few steps forward).
3. Lope Logs (LL)
4. Jog Serpentine.
5. Lope Logs (LL)
6. Break to a walk or stop.
Walk into box. Spin either way. Walk out.
7. Lope Logs (RL)
8. Jog Logs. Jog out.

